


JET SKI DOCKS

STYLISH, SIMPLE & EXTREMELY PRACTICAL



Double JSD



Triple JSD



Continuous JSD

Product Highlights



Manufactured in Australia



Allows all vessels to be stored out of water, thereby avoiding costly fouling



Easily attach to existing floating or fixed structures



Standalone dock with no moving parts



Can be equipped with a stainless steel winch post and locking bar at the front



Can be connected side by side to form a continuous dock



Custom designs and connections available to suit individual requirements



Easy to install yourself or have our team do it for you

Features & Benefits



4.5 metres long x 1.5 metres wide



Carrying capacity of 450kg and takes vessels up to 4.1 metres



Specially profiled surface to ensure slip resistance



Food grade polymer



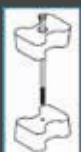
Replaceable wear part at the impact point in the entry section



High quality organic pigment with excellent UV resistance - UV 20 rating



Can be modified with extra modules to cater for small boats



Dog Bone: the dog bone connector is used for joining Superior Modular Docks together including jet ski docks and D Series Boatlifts.

Sold in sets - includes top and bottom dogbone with nylon or stainless steel bolt.



www.superiorjetties.com



+61 7 5594 8200



sales@superiorjetties.com



JET SKI DOCKS

STYLISH, SIMPLE & EXTREMELY PRACTICAL

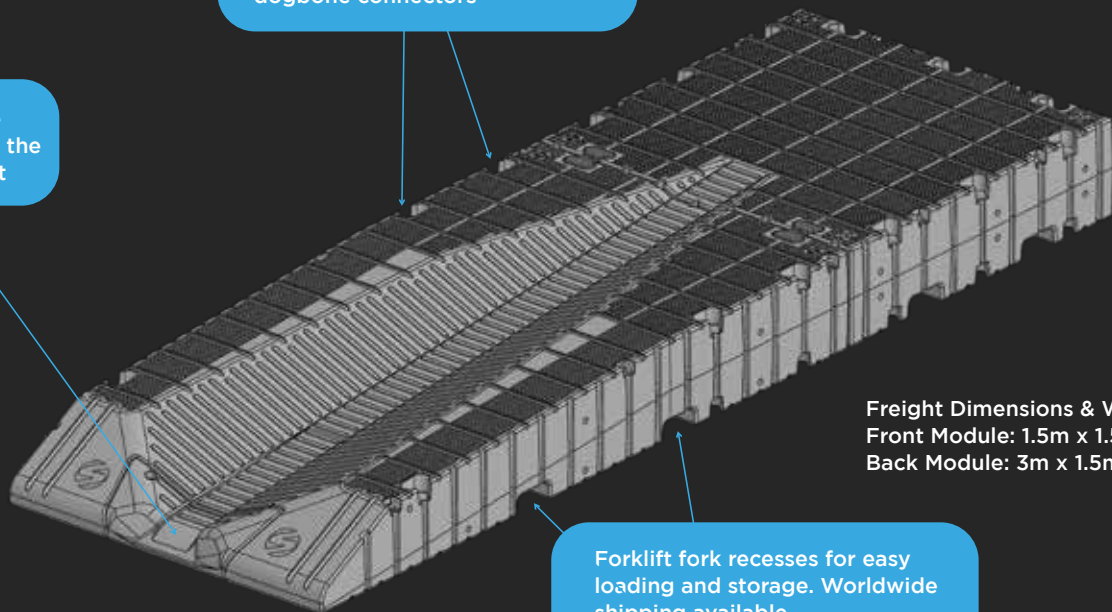
Technical Specifications & Connections



Integrate the jet ski dock into the SMD docking system using dogbone connectors

*Winch and winch post included with standard model

Replaceable wear part at the impact point



Freight Dimensions & Weight
Front Module: 1.5m x 1.5m x 0.4m - 75kg
Back Module: 3m x 1.5m x 0.4m - 150kg

Forklift fork recesses for easy loading and storage. Worldwide shipping available



Contact our team of friendly experts today.

 www.superiorjetties.com

 +61 7 5594 8200

 sales@superiorjetties.com